

Setup Codes for Datalogic Magellan Integrated Scales




Scan the following Codes in Order

This will Setup

Scanner as 9600 – 8 – None – 1 Stop Bit

Scales as RS232 – SASI – 9600 – 7 – EVEN – 1 Stop Bit


Enter/Exit Programming Mode



RS232-Standard




Exit Programming Mode




The Scanner Will Restart – Once Restarted Continue to Next Page

Factory Reset



The Scanner Will Restart – Once Restarted Continue Below


Enter Programming Mode



Label ID Control Disable




Exit Programming Mode



The Scanner Will Restart – Once Restarted Programming Should be Complete

Should the Barcode Scanner not work properly, these additional Codes should be scanned

Enter/Exit Programming Mode



Set Baud to 9600



Data Bits 8



Stop Bits 1



Parity None



Once Complete scanning the Above 4 Codes, Rescan the Top Barcode to Exit Programming